



CRP 1 Orientation

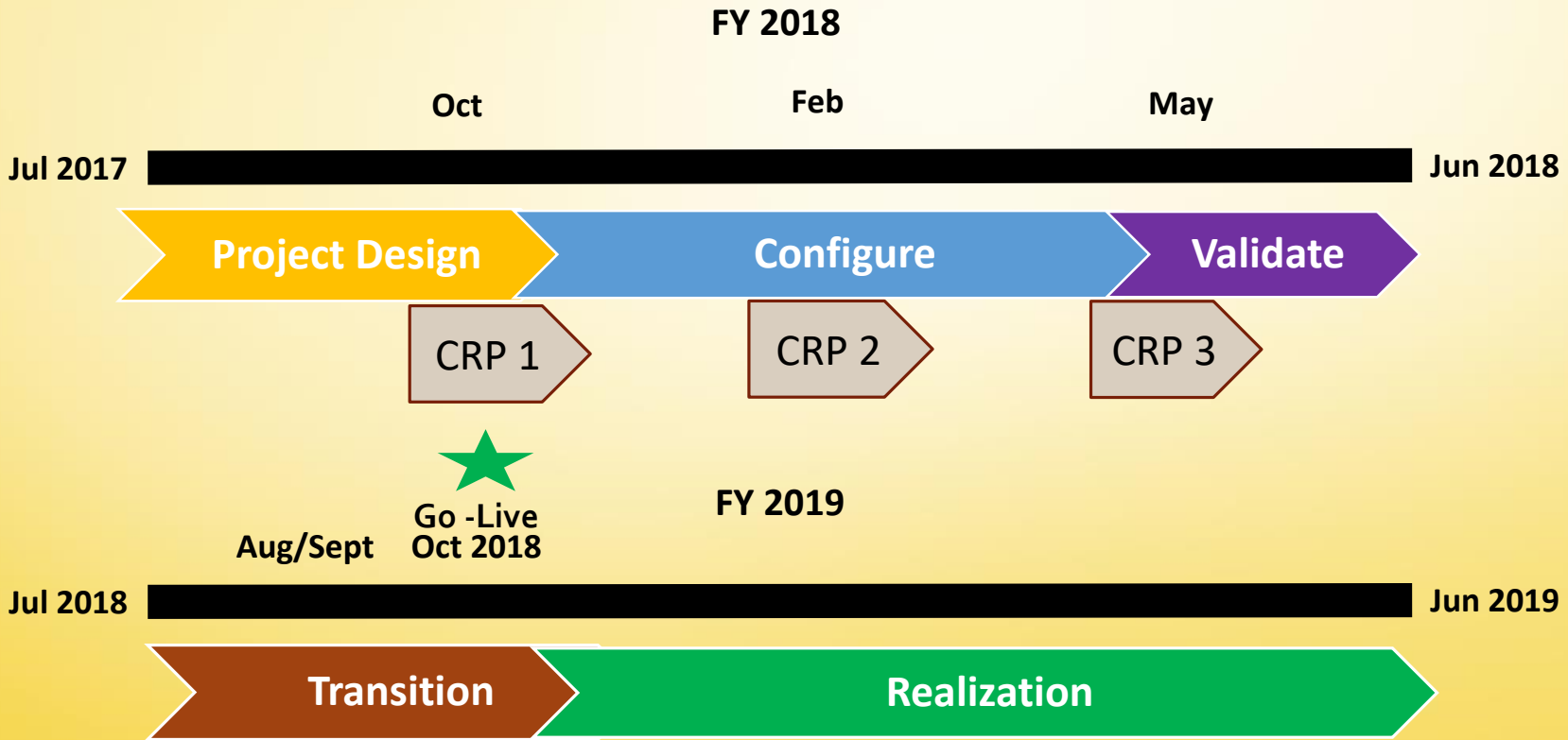
A guide for participants in the CRP 1 process

October 19, 2017

Agenda

- Time Line and Methodology Reminder
- What Is CRP 1 and What It Is Not
- CRP 1 Goals and Objectives
- Team Lead Session Outlines & Terminology Updates
- CRP 1 Session Schedule
- Next Steps
- Questions

Timeline and Methodology



What is CRP 1?

(Conference Room Playback #1)

Demo of some functionality with sample data & representative processes

Simulates typical transactions, illustrates business process integrations and data flow between modules (offerings)

Used as a platform to move into more complex set up decisions, testing, and data validation

CRP 1 Will Not Include

Demo of final set up
All available functionality

Conversions, Interfaces
Adjustments, Reports

Workflow, Security
Testing

CRP 1 Goals and Objectives

- Validate configurations, transaction flow, and accounting created
- Identify configuration adjustments, test cases, and additional scenarios to build into subsequent mapping and testing
- Build understanding of potential business process impacts for consideration
- Record current/future state business process impacts to be addressed through change management plans



Team Lead Session Outline - Procurement

Joe Evans

Procurement Lead


Session Outline & Terminology Update

➤ Session Topics

- Procurement
- Pcard Reallocation

➤ Terminology Update

- eUMB Item Categories = Quantum Purchasing Categories
- eUMB Vendor = Quantum Supplier



Team Lead Session Outline - Finance

Susan McKechnie

Finance Lead

Session Outline - Finance Offerings

- General Ledger
 - Chart of Accounts (COA)
 - Journal Entries
- Payables
 - PO Invoices
 - Non-PO invoices
 - Working Fund

Session Outline - Finance Offerings

- Non-grant Receivables
 - Invoicing
 - Receipts
 - Collections
- Cash Management
- Fixed Assets
 - From Payables
 - From Capital Projects in PPM

General Ledger- COA

- General Ledger COA vs. Project Portfolio Management (PPM) POET
- Terminology Update
 - eUMB Chartfields = Quantum Segments
 - eUMB Chartstring = Quantum Account

General Ledger- COA

- The segments and segment values for CRP 1 are not final!
 - The CRP 1 demos and subsequent period before CRP 2 will be our opportunity to validate our decisions
 - For some of the segments we are using the same eUMB values and others were changed
 - In eUMB we have duplicative values in some of the segments and we will be looking to change that in Quantum
- The order of the segments will change

General Ledger- COA

Old in eUMB	New in Quantum	Description
Fund	Source	The type of funding that pays for the expenses
PCBU		The functionality of this chartfield will be incorporated in the Source segment
Department	Org	The UMB organizational units that administer the funding
Program	Function	The classification of spending used in higher education
	Purpose	Optional segment if the other combined segments don't provide enough segregation
Account	Object	The type of transaction used in accounting (A,L,NE,R,E)
	Activity	Optional segment for organizational units to track events and initiatives within an account

General Ledger- COA

Old in eUMB	New in Quantum	Description
	Unit	Allows for future growth to identify separate related entities
	Interfund	System generated to insure that transactions are balanced at the Source level
	Future1	Placeholder for future needs
	Future2	Placeholder for future needs
Project		<ul style="list-style-type: none">- Project ID will only exist in PPM- not in GL- The functionality of this chartfield for non-PPM accounts will be replaced by the combination of the other segments

General Ledger- COA

- How transactions are coded will depend on the particular offering- ex. Requisition vs. Journal Entry
- Cross-Validation Rules (CVR) can be used to control and limit how segments are combined to create the complete account- similar to eUMB combo edits



Team Lead Session Outline – Grants (PPM)

Kevin Cooke

Grants Lead

Award Setup

Award (Contract)
1809999

- Every award is automatically associated to a contract during award setup
- Awards have a sponsor, funding, and an owning organization
- Contracts drive billing and revenue recognition

Project 1
10030001

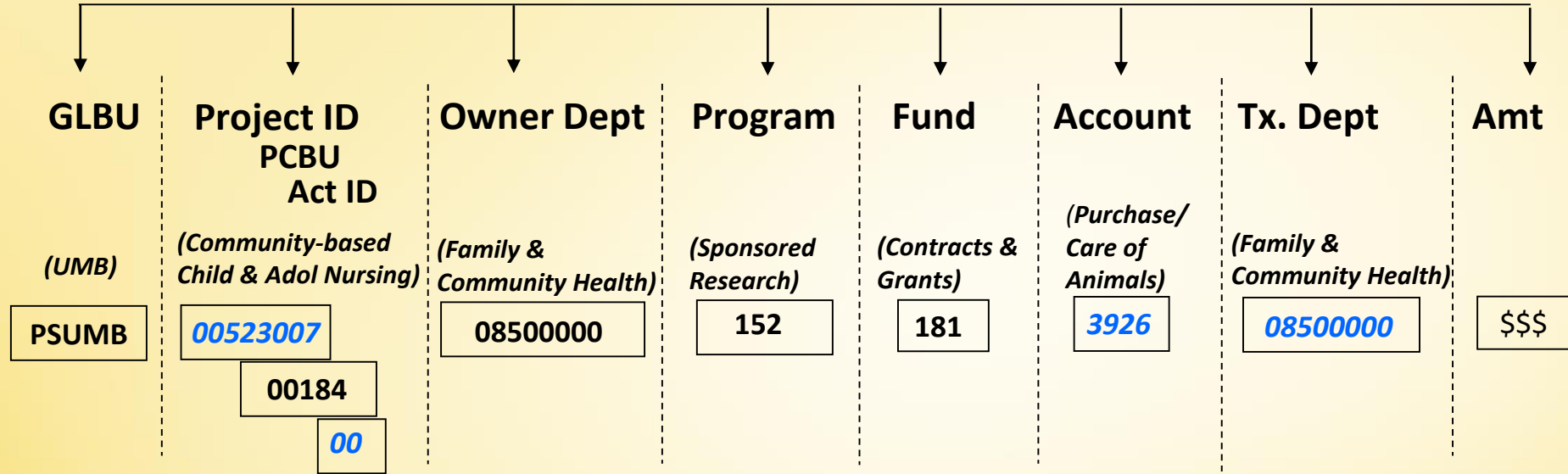
Project 2
10030002

Project 3
10030003

Project 4 CS
10030004

- Multiple projects can roll up to a single award
- Expenses live at the project level

eUMB - COA



Quantum Financials - POET

- **Project ID** – number automatically assigned to each project upon creation in the system
- **Organization** – Equivalent to today’s “Transaction Department”
- **Expenditure Type** – Equivalent to today’s “Account”
- **Task** – Equivalent to today’s “Activity ID”

Terminology Update

➤ Terminology Update

- eUMB F&A = Quantum Burden
- eUMB Pre-encumbrance = Quantum Commitment
- eUMB Encumbrance = Quantum Obligation
- POET (Project, Organization, Expenditure Type, Task)
- eUMB “Standard/Deliverable” = Quantum ???

Session Outline – Grants

➤ Session Topics

- Create an Award/Project/Contract
- Review Transactions on a Grant
- Generate Revenue and AR Invoices
- AR Transactions

CRP 1 Session Schedule

All sessions will take place in the Distance Education Conference Room located on the lower level of HS/HSL

10/23	9 am – 12 pm	Procurement, Pcard Reallocation
10/23	1 pm – 4 pm	Payables
10/24	9 am – 12 pm	Grants - Create an Award, Review Transactions on a Grant
10/24	1 pm – 4 pm	Grants - Generate Revenue & AR Invoices, AR Transactions
10/25	9 am – 12 pm	Non-Grants AR, Collections
10/25	1 pm – 4 pm	Cash Management
10/26	9 am – 12 pm	Capital Projects, Fixed Assets
10/26	1 pm – 4 pm	General Ledger

Next Steps

- Post CRP 1 configuration and testing
- Additional solution design sessions
- Conversion and interface design sessions
- Finalize chart of accounts segments
- CRP 2 - Testing of configuration - Feb 2018
- Post CRP 2 configuration and testing
- Campus engagement opportunities

Questions

