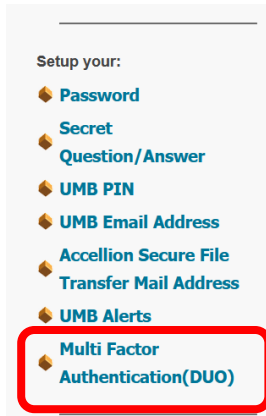


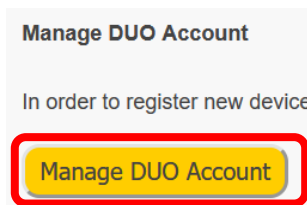
## DUO – Registering a New Device

In the event that you replace your mobile phone with a new phone, it will be necessary to register the new device even if the phone number is the same.

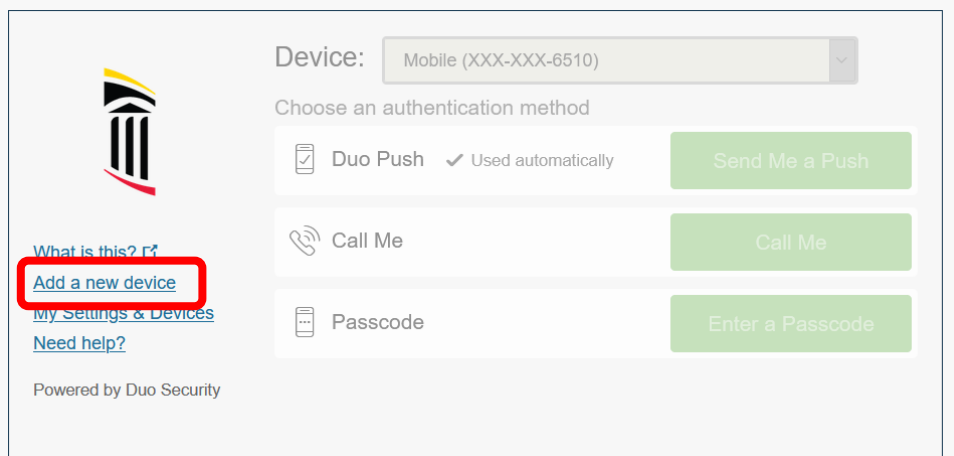
1. Login to the **Account Management** page.  
<https://directory.umaryland.edu/>
2. On the menu on the left side select **Multi Factor Authentication (DUO)**.



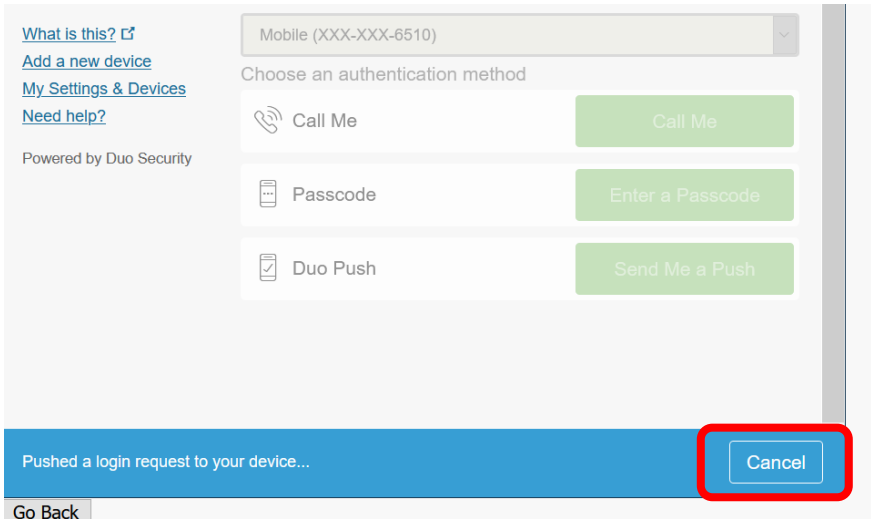
3. Click on the **Manage Duo Account** button in the middle of the page.



4. On the left, click **Add a new device**.



5. Click **Cancel** at the bottom if you no longer have access to your old device.



What is this? [↗](#)  
[Add a new device](#)  
[My Settings & Devices](#)  
[Need help?](#)  
Powered by Duo Security

Mobile (XXX-XXX-6510) ▼

Choose an authentication method

Call Me Call Me

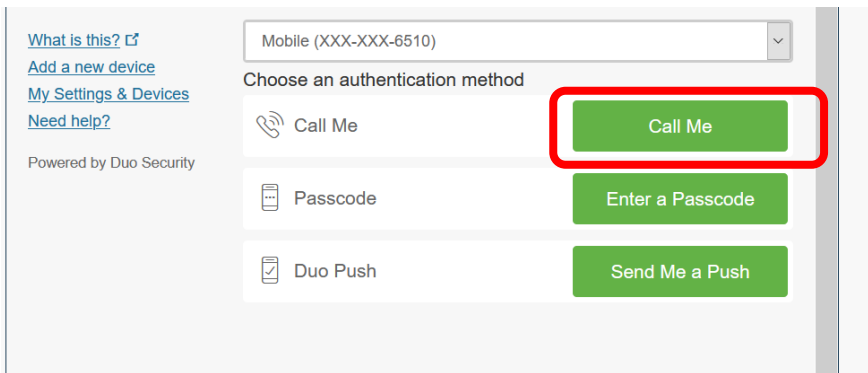
Passcode Enter a Passcode

Duo Push Send Me a Push

Pushed a login request to your device... Cancel

[Go Back](#)

6. Click **Call Me** to have the system call your mobile number.



What is this? [↗](#)  
[Add a new device](#)  
[My Settings & Devices](#)  
[Need help?](#)  
Powered by Duo Security

Mobile (XXX-XXX-6510) ▼

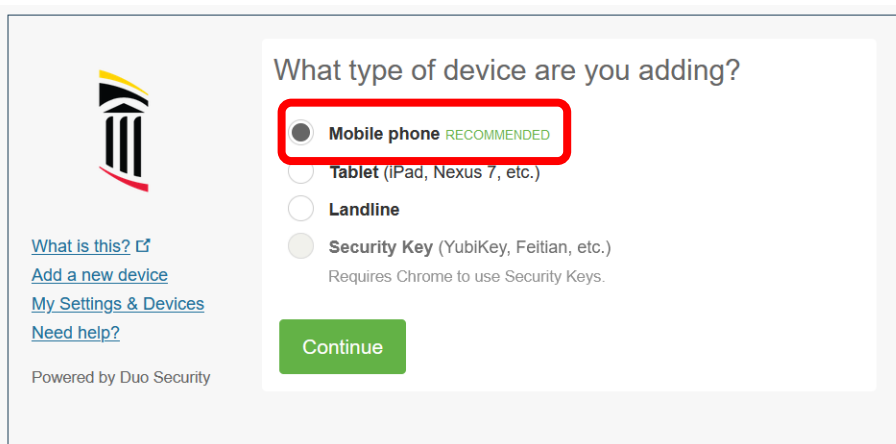
Choose an authentication method


Call Me Call Me

Passcode Enter a Passcode

Duo Push Send Me a Push

7. On the next screen make sure **Mobile phone** is selected and click **Continue**.





What type of device are you adding?

**Mobile phone** RECOMMENDED

Tablet (iPad, Nexus 7, etc.)

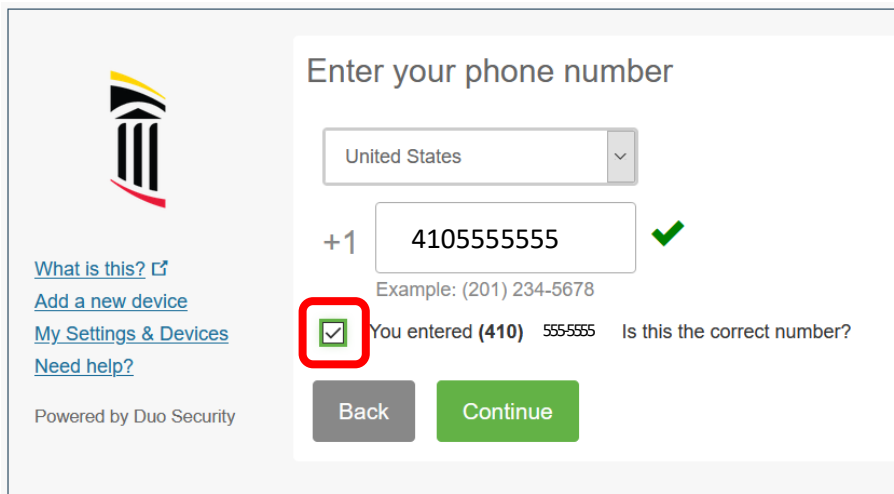
Landline

Security Key (YubiKey, Feitian, etc.)  
Requires Chrome to use Security Keys.

Continue

[What is this? ↗](#)  
[Add a new device](#)  
[My Settings & Devices](#)  
[Need help?](#)  
Powered by Duo Security

8. On the next screen, enter your phone number and place a check mark in the box below the phone number you entered.



Enter your phone number

United States

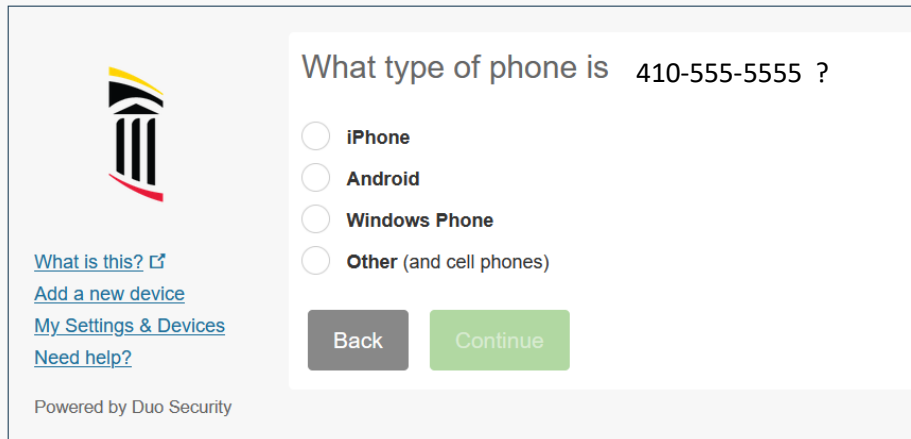
+1 4105555555 ✓

Example: (201) 234-5678

You entered (410) 555-5555 Is this the correct number?

Back Continue

9. Choose the type of device you are adding and click **Continue**.



What type of phone is 410-555-5555 ?

iPhone

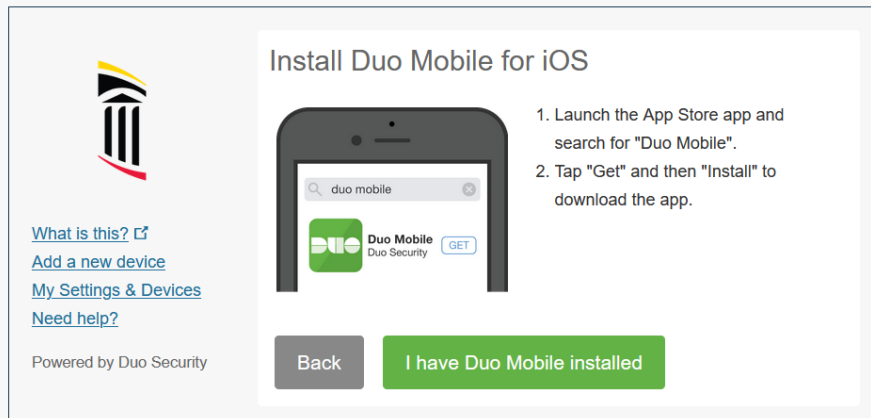
Android

Windows Phone

Other (and cell phones)

Back Continue

10. Ensure the DUO app is installed on your new device and click **I have Duo Mobile installed**.



Install Duo Mobile for iOS

1. Launch the App Store app and search for "Duo Mobile".

2. Tap "Get" and then "Install" to download the app.

Back I have Duo Mobile installed

11. Scan the **QR Code** with your new device.



Duo Mobile will now be activated on your new device.